

# Edoardo Cipolletta

**Date of birth:** 18/04/1991


**Nationality:** Italian


**Gender:** Male


## CONTACT

 The Yard - Flat 2, 1 Albert Road  
NG9 2GU Beeston,  
Nottingham, United Kingdom  
(Home)

 [edoardocipolletta@gmail.com](mailto:edoardocipolletta@gmail.com)

 (+39) 3386048387

 (+44) 07821284881

 <https://orcid.org/0000-0002-6881-8197> (ORCID)

## WORK EXPERIENCE

**09/2023 – CURRENT** Nottingham, United Kingdom

**International Research Fellow** University of Nottingham

**02/2022 – 08/2023** Ancona, Italy

**Rheumatology Consultant** Polytechnic University of Marche

- part-time employment (18 hours/week)

**04/2022 – 06/2023** Falconara Marittima , Italy

**Rheumatology Consultant** Fondazione Don Gnocchi

- part-time employment (8-12 hours/week)

**09/2021 – 02/2022** Nottingham, United Kingdom

**Research fellow** University of Nottingham

- Analysis of electronic health records and big data  
- Design, conduction, and interpretation of several study designs: nested case-control studies, cohort studies, and self-controlled case-series analyses  
- Use of advanced statistical and methodological tools: propensity score matching and weighing for being treated or censored, target trial emulation

**12/2017 – 01/2022** Ancona, Italy

**Rheumatology Registrar** Polytechnic University of Marche

Execution and interpretation of the main diagnostic techniques in rheumatology:

- Musculoskeletal ultrasound
- Vascular ultrasound
- Lung ultrasound
- Nailfold videocapillaroscopy
- Vertebral and femoral bone density scan
- Saxon and Schirmer tests
- Synovial fluid analysis

Execution of ultrasound-guided procedures:

- Synovial fluid aspiration at articular and peri-articular targets including both large (e.g. the hip) and small (e.g. the proximal interphalangeal joint) joints
- Local pharmacological treatment of articular and peri-articular targets including both large (e.g. the hip) and small (e.g. the proximal interphalangeal joint) joints using steroids, hyaluronic acids, local anesthetics

## EDUCATION AND TRAINING

**09/2023 – CURRENT** London, United Kingdom

**Epidemiology MSc** London School of Hygiene and Tropical Medicine - University of London

**11/2021 – CURRENT** Ancona, Italy

**PhD fellow** Polytechnic University of Marche

**06/2023**

**EULAR musculoskeletal ultrasound competency assessment - level 1** European Alliance of Associations for Rheumatology (EULAR)

08/2021 – 02/2022 Nottingham, United Kingdom

**EULAR scientific training grant for young fellows (Long term 6 months)** University of Nottingham - Academic Rheumatology

12/2017 – 12/2021 Jesi, Italy

**Italian rheumatology training program** Università Politecnica delle Marche - Rheumatology Department

**Final grade** 50/50 cum Laude

02/2021

**Level 1 EFSUMB for Rheumatologists** European Federation of Societies for Ultrasound in Medicine and Biology

09/2010 – 07/2016 Ancona, Italy

**Medical Doctor** Polytechnic University of Marche

**Final grade** 110/110 cum Laude

09/2005 – 07/2010 Tolentino, Italy

**High School Diploma** Liceo Scientifico F. Filelfo

100/100

## LANGUAGE SKILLS

**MOTHER TONGUE(S):** Italian

**Other language(s):**

**English**

**Listening** B2

**Reading** C1

**Writing** B2

**Spoken production** B2

**Spoken interaction** B2

*Levels: A1 and A2: Basic user; B1 and B2: Independent user; C1 and C2: Proficient user*

## DIGITAL SKILLS

Very good knowledge of MS Office (Outlook Word PowerPoint Excel) | Intermediate knowledge of SPSS | Good knowledge of STATA

## ADDITIONAL INFORMATION

### Networks and memberships

- Memberships** - Member of the OMERACT ultrasonography working group - Structural Damage in Rheumatoid Arthritis Subtask Force
- Member of the OMERACT ultrasonography working group - Calcium Pyrophosphate Deposition Disease Subtask Force
- Member of the OMERACT Calcium Pyrophosphate Deposition Disease working group
- Member of the ultrasonography in rheumatology working group of the Italian Society of Rheumatology
- Member of the Gout and hyperuricemia and Crystals Associated disease Network

### Conferences and seminars

- Speaker in national and international courses** ■ Speaker and tutor at the "Musculoskeletal ultrasonography in rheumatology" basic course of the Italian Society of Rheumatology (Turin, 2-4/10/2023)
  - Invited speaker at the British Society of Rheumatology - Crystal arthritis SIG (Manchester, 24-26/04/2023)
  - Tutor at "Joint aspirations and synovial fluid analysis" course of the Italian Society of Rheumatology (Padua, 13-15/04/2023)
  - Speaker and tutor at Portsmouth US training workshop (Portsmouth, 17/03/2023)
  - Speaker and tutor at "Ultrasonography in Rheumatology" course (Jesi, 26-27/10/2022)
  - Speaker and tutor at "Ultrasonography in Rheumatology" course (online, 15-16/09/2021)
  - Speaker and tutor at "Ultrasonography in Rheumatology" course (online, 01-02/12/2020)

- Faculty member of the 57° Italian Congress of the Italian Society of Rheumatology (online, 25-28/11/2020)
- Speaker and tutor at "Ultrasonography in Rheumatology" course (Jesi, 11-12/10/2019)

Presenting author at the 2023 EULAR Congress

- OP0153 DEVELOPMENT OF A PROVISIONAL SELF-REPORTED DEFINITION FOR ACUTE CALCIUM PYROPHOSPHATE CRYSTAL ARTHRITIS: PRELIMINARY RESULTS OF A MULTICENTRE STUDY.

Presenting author at the 2022 G-CAN Congress

- Risk of venous thromboembolism after gout flares.

Presenting author at the 2022 EULAR Congress

- OP0167 ULTRASONOGRAPHY IN THE PREDICTION OF GOUT FLARES: A 12-MONTH PROSPECTIVE OBSERVATIONAL STUDY

Presenting author at the 2021 EULAR Congress

- OP0209 SONOGRAPHIC ESTIMATION OF MONOSODIUM URATE BURDEN PREDICTS THE FULFILMENT OF THE 2016 REMISSION CRITERIA FOR GOUT: A 12-MONTH STUDY
- OP0205 ULTRASOUND-DETECTED CALCIUM PYROPHOSPHATE CRYSTAL DEPOSITION: WHICH SITES SHOULD BE SCANNED?

Presenting author at the 2020 EULAR Congress

- SONOGRAPHIC ASSESSMENT OF CALCIUM PYROPHOSPHATE DEPOSITION DISEASE AT WRIST. A FOCUS ON THE SCAPHO-LUNATE LIGAMENT.
- ULTRASOUND SHOWS GREAT ACCURACY FOR THE DIAGNOSIS OF CRYSTAL ARTHRITIS IN PATIENTS WITH RECENT-ONSET SYNOVITIS.
- BIOLOGICS IN THE TREATMENT OF CALCIUM PYROPHOSPHATE DEPOSITION DISEASE. A SYSTEMATIC LITERATURE REVIEW.
- THE VALUE OF SONOGRAPHY IN THE INTERCRITICAL PHASE OF GOUT.

Presenting author at the 2019 ISIAT Congress

- SUPRASPINATUS TENDON TEAR. CLINICAL OUTCOMES OF HYALURONIC ACID INJECTION THERAPY AT SUBDELTOID BURSA

Presenting author at the 2019 EULAR Congress

- STANDARD REFERENCE VALUES OF METACARPAL HEAD CARTILAGE THICKNESS MEASUREMENT BY ULTRASOUND IN HEALTHY SUBJECTS.